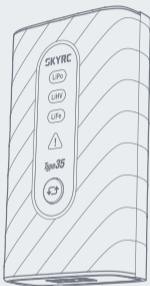


Instruction Manual

v. 21



Type 35

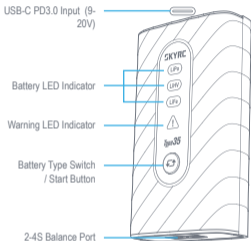
2-4S Lithium Battery Charger

SKYRC

Introduction

Thank you for purchasing the SkyRC Type35 2-4S Lithium Battery Charger!

The Type35 is an easy-to-operate charger specifically designed for 2-4S lithium batteries. With the USB-C input, the maximum charge power can be up to 35W. Please read the user manual carefully before use.



Operation




1. Connect to power source. Type35 supports PD3.0 USB-C input with an input voltage of 9-20V.

USB-C PD3.0











2. Connect the battery to the charger, paying attention to the polarity.



3. Short-press the  button to select the battery type.
4. Press and hold the  button for two seconds to start charging.
5. Short-press the  button to stop charging.

Warning

Please read this manual carefully to ensure safe and proper use. Do not leave the charger unattended while charging. If any abnormalities occur, immediately stop charging.

-  The Type35 charger is only suitable for lithium battery packs. Do not attempt to charge any battery types not listed in this manual, to prevent the risk of fire.
-  Both the battery and the charger will generate heat during charging. Please use them in a well-ventilated and safe location.
-  Do not use the charger without supervision.
-  Do not charge damaged or defective batteries.
-  If there are any functional abnormalities, immediately stop charging.
-  Keep the charger away from high temperatures, moisture, rain, and direct sunlight.
-  Do not use or store the charger in high-temperature, humid, or direct sunlight areas.
-  Keep the charger and batteries out of reach of children.

Note:

The PD input range is 9-20V, ensuring that the input voltage is higher than the cut-off voltage of the battery. Otherwise, it may cause errors or failures to fully charge the battery!

Specifications

Input Voltage	PD3.0, 9-20V
Charge Power	Max. 35W
Standby Power	Max. 0.8W
Battery Type	LiPo, LiHV, LiFe
Battery Cells	2-4S
Charge Current	Max. 2A
Charge Voltage	LiPo: 4.20V/cell
	LiHV: 4.35V/cell
	LiFe: 3.65V/cell
Balance Current	Max. 300mA
Working Temperature	0°C~40°C
Working Humidity	5%~75%RH non-condensing
Storage Temperature	-10°C~70°C
Storage Humidity	5%~75%RH non-condensing
Dimension	84x48x22mm
Weight	Approx. 53g

LED Status Explained

	Status	Charger Status
Battery LED Indicator	Solid Yellow	Standby
	Blinking Green	Charging
	Solid Green	Charging complete
Warning LED Indicator	Blinking Red	The battery connection is broken or the voltage of single cell is too high or too low
	Solid Red	The input voltage is lower than the battery voltage.
	Solid Yellow	Over-temperature protection

Conformity Declaration

Type35 satisfies all relevant and mandatory CE directives and FCC Part 15 Subpart B.

Test Standard	Title	Result
EN 55014-1	Electromagnetic compatibility – Requirements for household appliances, electric tools and similar apparatus - Part 1:Emission	Conform
EN 55014-2	Electromagnetic compatibility – Requirements for household appliances, electric tools and similar apparatus – Part 2: Immunity Product Family Standard	Conform
EN 61000-3-2	Electromagnetic compatibility (EMC) – Part 3-2: – Limits for harmonic current emissions (equipment input current up to and including 16 A per phase)	Conform
EN 61000-3-3	Electromagnetic compatibility (EMC) - Part 3-3: Limitation of voltage supply systems for equipment with rated current \leq 16 A.	Conform
FCC Part Subpart 15B	Title 47 Telecommunication PART 15 - RADIO FREQUENCY DEVICES Subpart B - Unintentional Radiators	Conform

In The Box



1*SkyRC Type35



1*Instruction Manual

Liability Exclusion

This charger is designed and approved exclusively for use with the types of the battery stated in this Instruction Manual. SkyRC accepts no liability of any kind if the charger is used for any purpose other than that stated. We are unable to ensure that you follow the instructions supplied with the charger, and we have no control over the methods you employ for using, operating and maintaining the device.

For this reason we are obliged to deny all liability for loss, damage or costs which are incurred due to the incompetent or incorrect use and operation of our products, or which are connected with such operation in any way.

Unless otherwise prescribed by law, our obligation to pay compensation, regardless of the legal argument employed, is limited to the invoice value of those SkyRC products that were immediately and directly involved in the event in which the damage occurred.

Warranty and Service

We guarantee this product to be free of manufacturing and assembly defects for one year from the time of purchase. The warranty only applies to material or operational defects, which are present at the time of purchase. During that period, we will repair or replace free of service charge for products deemed defective due to those causes. This warranty is not valid for any damage or subsequent damage arising as a result of misuse, modification, or as a result of failure to observe the procedures outlined in this manual.

Note:

1. The warranty service is valid in China only.
2. If you need warranty service overseas, please contact your dealer in the first instance, who is responsible for processing guarantee claims overseas. Due to high shipping cost, complicated custom clearance procedures to send back to China. Please understand SkyRC can't provide warranty service to overseas end users directly.
3. If you have any questions which are not mentioned in the manual, please feel free to send email to support@skyr.com

The manual is subject to change without notice;
please refer to our website for the latest version!

Manufactured by SKYRC TECHNOLOGY CO., LTD.

Floors 4, 5, & 8, Building 4, Meitai Technology Park, Guangang South Road, Guanlan,
Longhua District, Shenzhen 518110, China

www.skyr.com © 2025.07 7504-2008-01

